



Middle Schools

WCSD School Climate and Safety Staff Survey
Fall 2021



Report created by
Panorama Education



Summary

Topic Description	Results	Comparison
Early Release Wednesdays	79% ▼ 4 since last survey	76% Washoe County School District
Expectations of Success	90% ▼ 2 since last survey	91% Washoe County School District
Fairness and Respect	78% ▼ 3 since last survey	82% Washoe County School District
Home-School Communication	90% ▼ 2 since last survey	91% Washoe County School District
Parent Involvement	27% ▼ 8 since last survey	48% Washoe County School District
Quality of WCSD	50% ▼ 4 since last survey	54% Washoe County School District
Safety	86% ▼ 1 since last survey	87% Washoe County School District



Middle Schools

Fall 2021 Staff Climate and Safety Survey (Fall 2021), WCSD School Climate and Safety Staff Survey



Social Emotional Learning

85%

▼ 2

since last survey

83%

Washoe County School District

Staff Collaboration

79%

▼ 5

since last survey

80%

Washoe County School District

Staff-Student Relationships

88%

▼ 3

since last survey

89%

Washoe County School District

Student Behaviors

69%

▼ 5

since last survey

79%

Washoe County School District

Work Stress

58%

▼ 9

since last survey

63%

Washoe County School District

622 responses



Early Release Wednesdays

Your average

79%

622 responses

Change

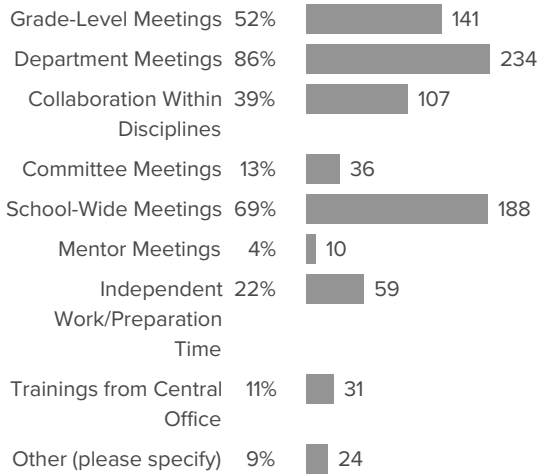
▼ **4**

since last survey

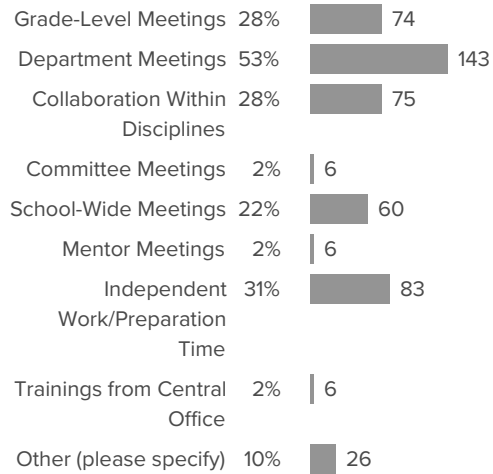
District average: **76%** Washoe County School District

How did people respond?

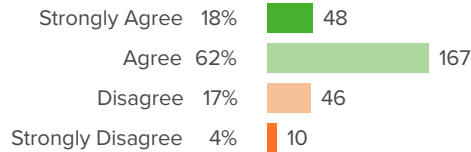
Q.1: How are you using the time provided on early release Wednesdays? (please select up to three options)



Q.2: Of those you selected, what, if any, are the most helpful to you? (Please select up to 3 options)



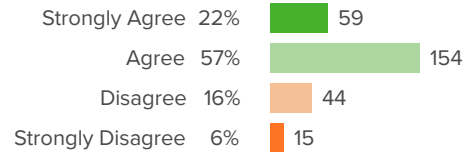
Q.3: I am satisfied with the amount of time provided on early release Wednesdays.



▼ **5** from last survey

Favorable: **79%**

Q.4: The time provided for early release Wednesdays is used productively.



▼ **4** from last survey

Favorable: **78%**

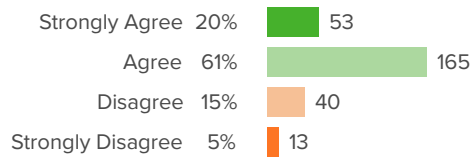


Middle Schools

Fall 2021 Staff Climate and Safety Survey (Fall 2021), WCSD School Climate and Safety Staff Survey



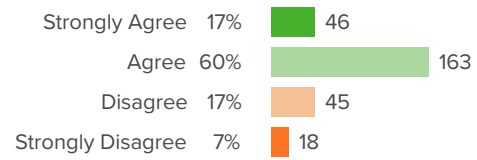
Q.5: I apply the knowledge that I gain from participation in early release Wednesdays in my classroom practice.



▼ 3 from last survey

Favorable: **80%**

Q.6: The discussion focus of early release Wednesdays is consistent over time.



▼ 5 from last survey

Favorable: **77%**



Expectations of Success

Your average

90%

622 responses

Change

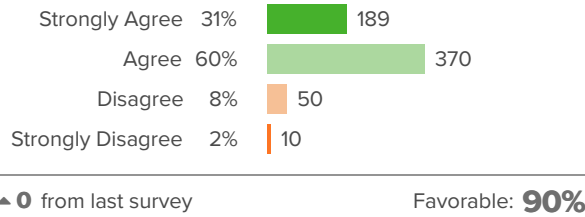
▼ 2

since last survey

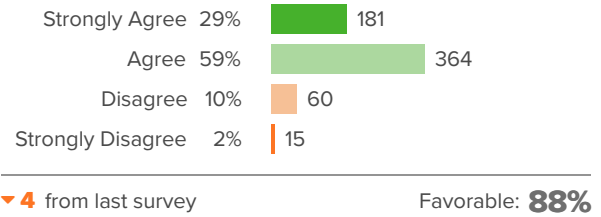
District average: **91%** Washoe County School District

How did people respond?

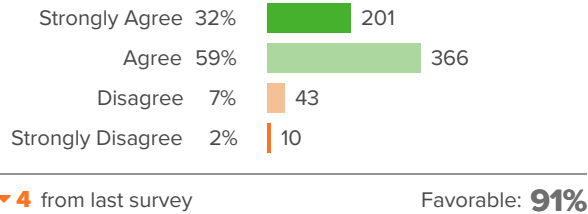
Q.1: Staff at my school set high expectations for students' achievement.



Q.2: Staff at my school work hard to motivate students who show low interest in school work.



Q.3: Staff at my school work hard to make sure that students stay in school.





Fairness and Respect

Your average

78%

622 responses

Change

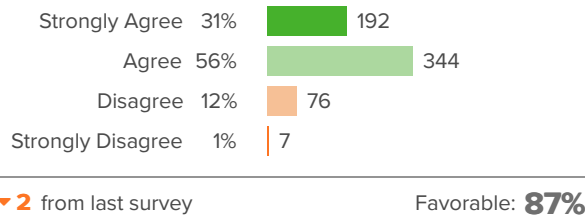
▼ 3

since last survey

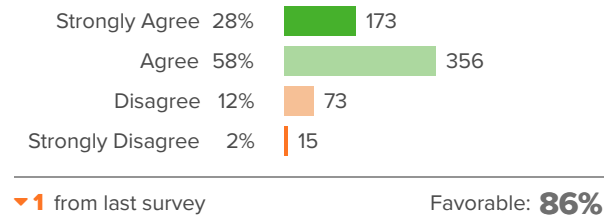
District average: **82%** Washoe County School District

How did people respond?

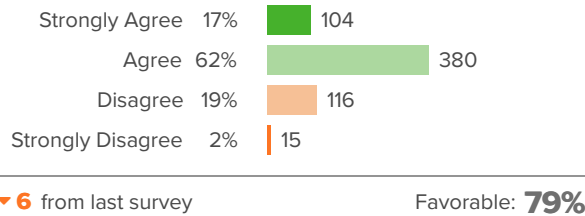
Q.1: Staff respect all students at my school.



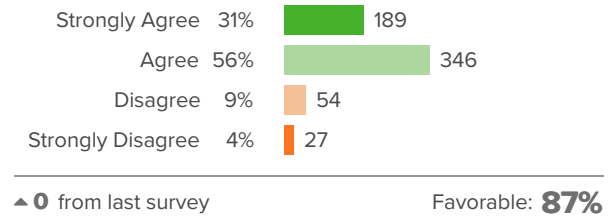
Q.2: Staff are professional when speaking of each other and/or administrators.



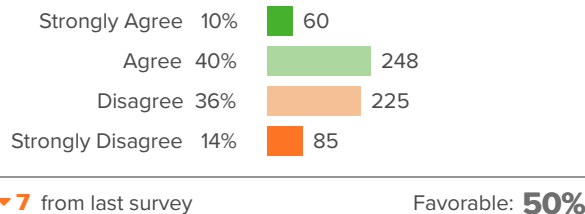
Q.3: Students of different social backgrounds get along well at my school.



Q.4: The rules and expectations about how students should behave at my school are fair.



Q.5: The rules and expectations about student behavior are enforced equally by staff.





Home-School Communication

Your average

90%

622 responses

Change

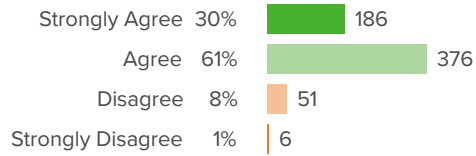
▼ 2

since last survey

District average: **91%** Washoe County School District

How did people respond?

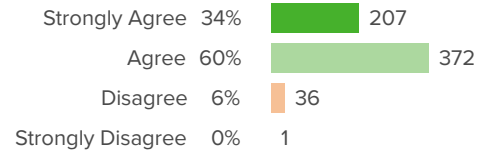
Q.1: Staff at my school believe that parents are partners in the educational process.



▼ 3 from last survey

Favorable: **91%**

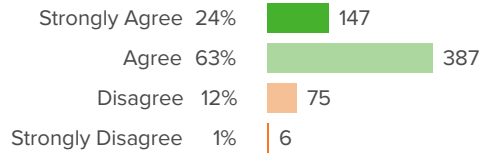
Q.2: My school is welcoming to parents.



▼ 2 from last survey

Favorable: **94%**

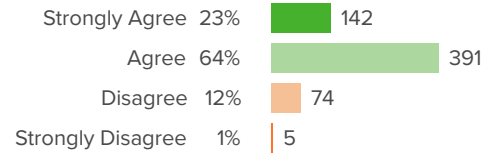
Q.3: Staff at my school are expected to provide parents with ways to support their child's learning at home.



▼ 1 from last survey

Favorable: **87%**

Q.4: Staff at my school frequently update parents/guardians about their child's progress in their classrooms.



▼ 4 from last survey

Favorable: **87%**



Parent Involvement

Your average

27%

622 responses

Change

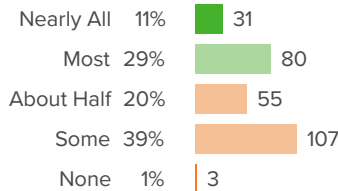
▼ **8**

since last survey

District average: **48%** Washoe County School District

How did people respond?

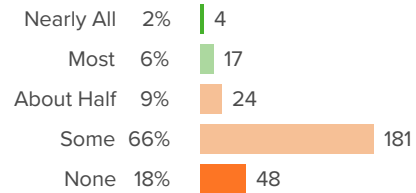
Q.1: How many of your students' parents/guardians support your teaching efforts?



▼ **13** from last survey

Favorable: **40%**

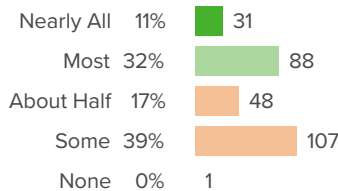
Q.2: How many of your students' parents/guardians have asked you about ways they can support their child's learning at home?



▼ **8** from last survey

Favorable: **8%**

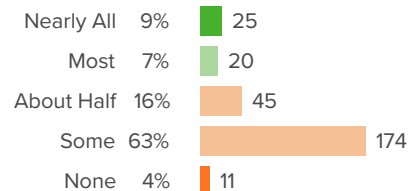
Q.3: How many of your students' parents/guardians know how well their child is doing in your class?



▼ **1** from last survey

Favorable: **43%**

Q.4: How many of your students' parents have you met?



▼ **10** from last survey

Favorable: **16%**



Quality of WCSD

Your average

50%

622 responses

Change

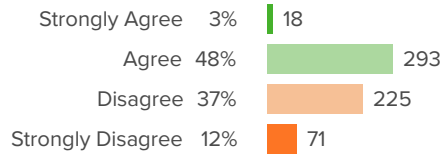
▼ **4**

since last survey

District average: **54%** Washoe County School District

How did people respond?

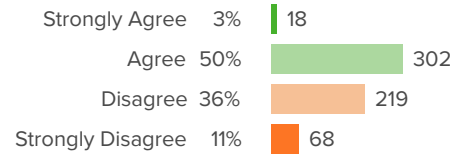
Q.1: I believe that most students who graduate from Washoe County School District are nationally competitive in the job market.



▼ **4** from last survey

Favorable: **51%**

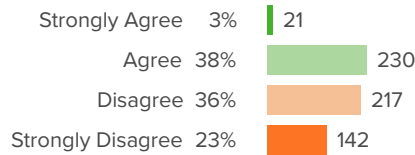
Q.2: I believe that most students who graduate from Washoe County School District are nationally competitive for college admissions.



▲ **0** from last survey

Favorable: **53%**

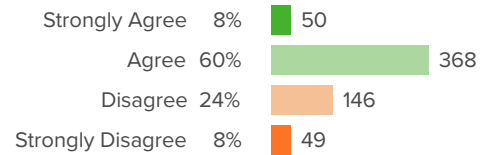
Q.3: I feel like my work is valued by this District.



▼ **3** from last survey

Favorable: **41%**

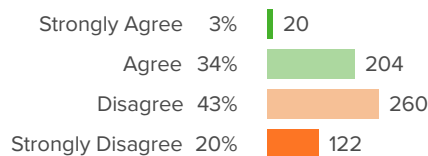
Q.4: The District keeps me well-informed about changes in policies and initiatives that affect me.



▼ **5** from last survey

Favorable: **68%**

Q.5: Overall, I feel optimistic about the direction Washoe County School District is headed.



▼ **10** from last survey

Favorable: **37%**



Safety

Your average

86%

622 responses

Change

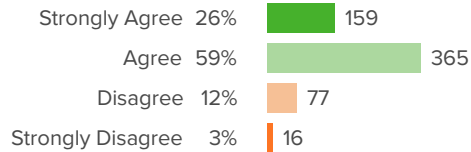
▼ 1

since last survey

District average: **87%** Washoe County School District

How did people respond?

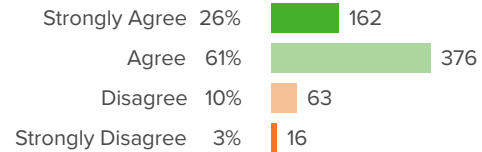
Q.1: I feel safe inside my school.



▼ 2 from last survey

Favorable: **85%**

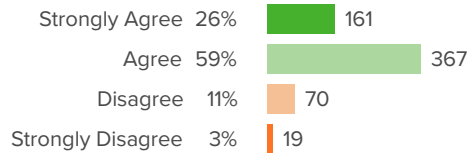
Q.2: I feel safe outside around my school.



▲ 0 from last survey

Favorable: **87%**

Q.3: I feel safe leaving my school even when I am there late or on the weekends.



▲ 0 from last survey

Favorable: **86%**



Social Emotional Learning

Your average

85%

622 responses

Change

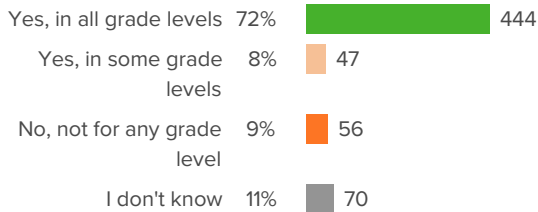
▼ 2

since last survey

District average: **83%** Washoe County School District

How did people respond?

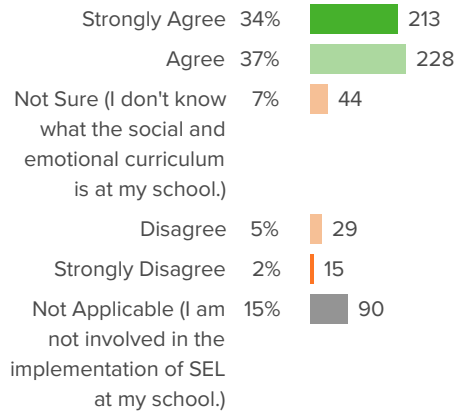
Q.1: Does your school follow an established written social and emotional learning curriculum?



▼ 1 from last survey

Favorable: **81%**

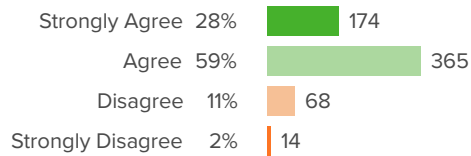
Q.2: I feel confident in my ability to implement the social and emotional learning curriculum that has been adopted at my school.



▲ 0 from last survey

Favorable: **83%**

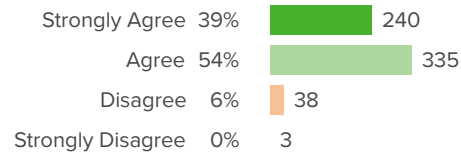
Q.3: The adults in this school interact with one another in a way that models social and emotional competence.



▼ 2 from last survey

Favorable: **87%**

Q.4: The adults in this school are expected to actively promote students' social and emotional development.



▼ 3 from last survey

Favorable: **93%**

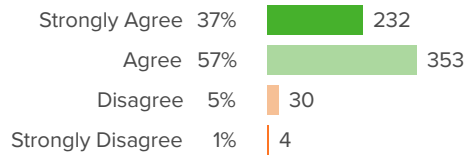


Middle Schools

Fall 2021 Staff Climate and Safety Survey (Fall 2021), WCSD School Climate and Safety Staff Survey



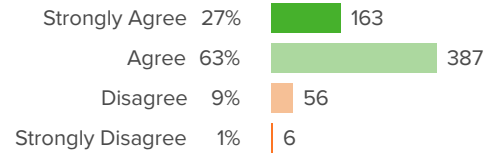
Q.5: All staff are expected to address students' social and emotional needs.



▲ 0 from last survey

Favorable: **95%**

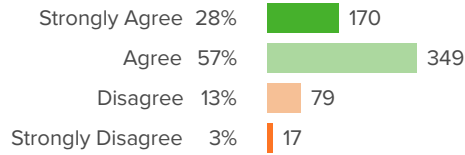
Q.6: The adults in this school interact with students in a way that supports students' social and emotional skills.



▲ 0 from last survey

Favorable: **90%**

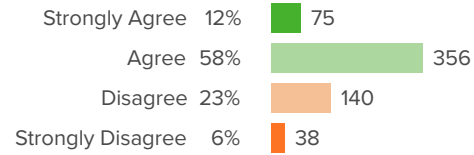
Q.7: The culture at my school supports social and emotional learning.



▼ 4 from last survey

Favorable: **84%**

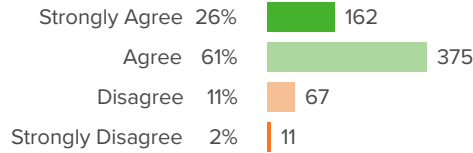
Q.8: The culture in the district supports the development of students' social and emotional skills.



▼ 2 from last survey

Favorable: **71%**

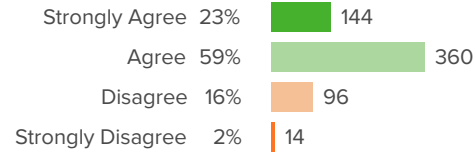
Q.9: My school has developed a vision for academic, social, and emotional learning.



▼ 3 from last survey

Favorable: **87%**

Q.10: The vision for academic, social and emotional learning has been communicated to all school staff.



▼ 4 from last survey

Favorable: **82%**



Staff Collaboration

Your average

79%

622 responses

Change

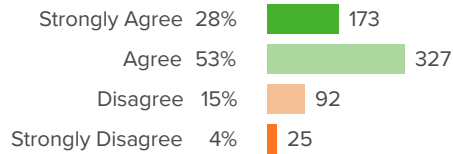
▼ **5**

since last survey

District average: **80%** Washoe County School District

How did people respond?

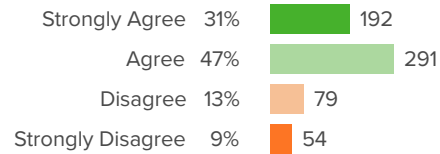
Q.1: There is a sense of teamwork among all school staff.



▼ **3** from last survey

Favorable: **81%**

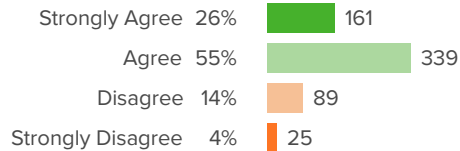
Q.2: The school leadership makes a sustained effort to address staff concerns.



▼ **5** from last survey

Favorable: **78%**

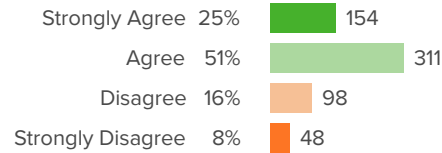
Q.3: Staff at my school are recognized and appreciated for good work.



▼ **3** from last survey

Favorable: **81%**

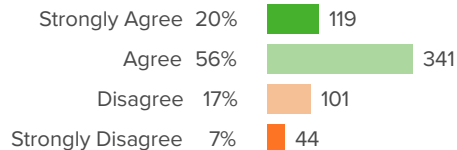
Q.4: The school leadership makes sure that staff are involved in making plans and decisions that affect this school.



▼ **8** from last survey

Favorable: **76%**

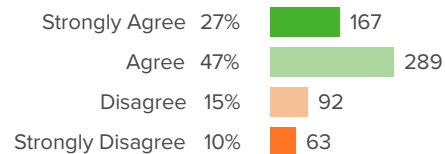
Q.5: The school leadership makes sure that my administrative duties do not interfere with my essential role of educating students.



▼ **4** from last survey

Favorable: **76%**

Q.6: I feel comfortable raising issues and concerns that are important to me at my school.



▼ **5** from last survey

Favorable: **75%**

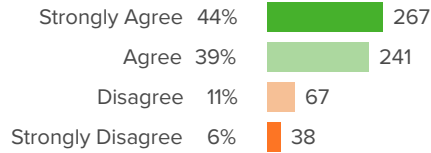


Middle Schools

Fall 2021 Staff Climate and Safety Survey (Fall 2021), WCSD School Climate and Safety Staff Survey



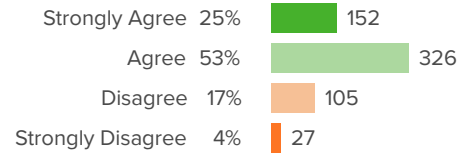
Q.7: I feel supported by my administrator.



▼ 5 from last survey

Favorable: **83%**

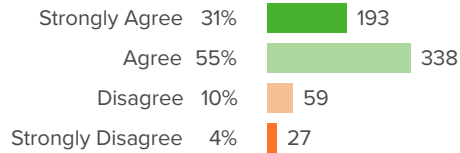
Q.8: My school provides me with the materials and resources needed to provide support for students of all abilities.



▼ 1 from last survey

Favorable: **78%**

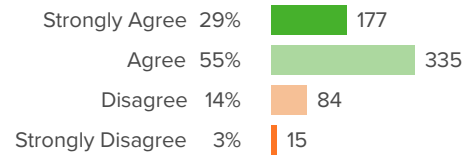
Q.9: I feel school leadership is clear about what my job is at this school.



▼ 3 from last survey

Favorable: **86%**

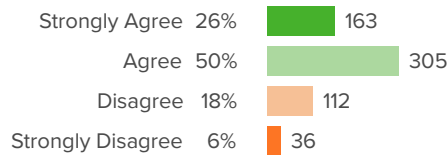
Q.10: Staff are proud to work at this school.



▼ 3 from last survey

Favorable: **84%**

Q.11: I look forward to coming to this school every day.



▼ 7 from last survey

Favorable: **76%**



Staff-Student Relationships

Your average

88%

622 responses

Change

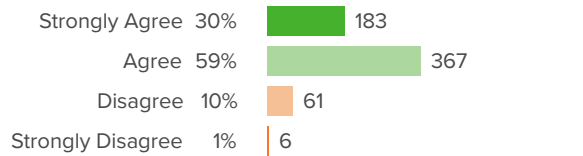
▼ **3**

since last survey

District average: **89%** Washoe County School District

How did people respond?

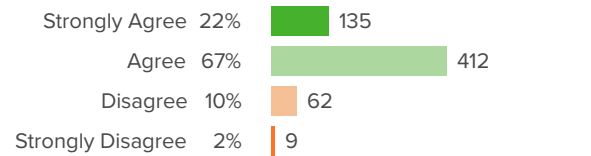
Q.1: Teachers and staff at my school care about every student.



▼ 4 from last survey

Favorable: **89%**

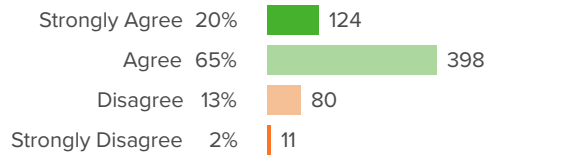
Q.2: Teachers and staff at my school listen to students' ideas and opinions.



▼ 4 from last survey

Favorable: **89%**

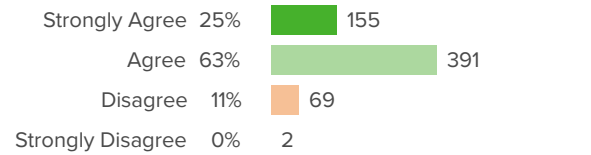
Q.3: Teachers and staff at my school talk openly to students about school issues.



▼ 4 from last survey

Favorable: **85%**

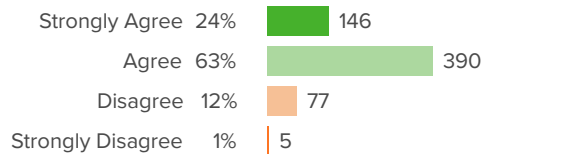
Q.4: Every single student at our school knows at least one staff member who would help them with a personal problem.



▼ 3 from last survey

Favorable: **88%**

Q.5: Every single student at our school knows at least one staff member who would care if they were not in school.



▼ 4 from last survey

Favorable: **87%**



Student Behaviors

Your average

69%

622 responses

Change

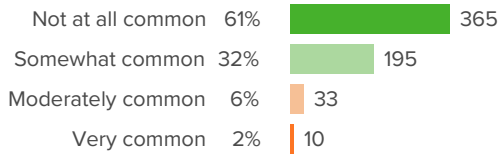
▼ **5**

since last survey

District average: **79%** Washoe County School District

How did people respond?

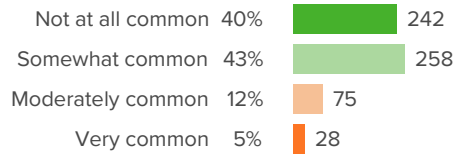
Q.1: How common are the following behaviors at this school? Student alcohol use



▲ **3** from last survey

Favorable: **93%**

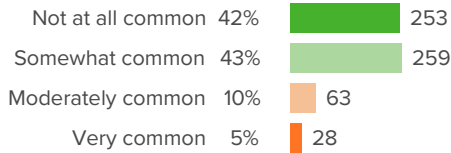
Q.2: How common are the following behaviors at this school? Student drug use



▲ **6** from last survey

Favorable: **83%**

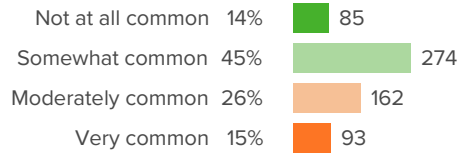
Q.3: How common are the following behaviors at this school? Student tobacco use



▲ **8** from last survey

Favorable: **85%**

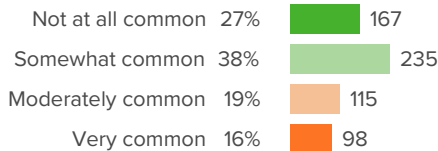
Q.4: How common are the following behaviors at this school? Harassment or bullying among students



▼ **7** from last survey

Favorable: **58%**

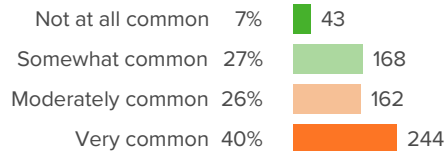
Q.5: How common are the following behaviors at this school? Physical fighting between students



▼ **10** from last survey

Favorable: **65%**

Q.6: How common are the following behaviors at this school? Disruptive student behavior



▼ **6** from last survey

Favorable: **34%**

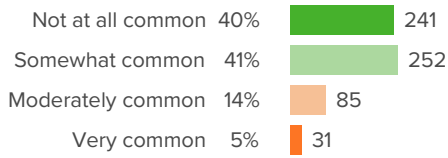


Middle Schools

Fall 2021 Staff Climate and Safety Survey (Fall 2021), WUSD School Climate and Safety Staff Survey



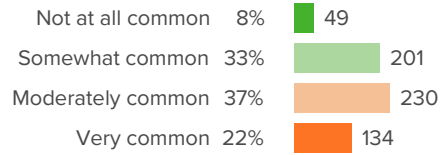
Q.7: How common are the following behaviors at this school? Racial/ethnic conflict among students



▼ 7 from last survey

Favorable: **81%**

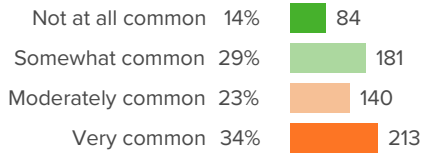
Q.8: How common are the following behaviors at this school? Student depression or other mental health problems



▼ 16 from last survey

Favorable: **41%**

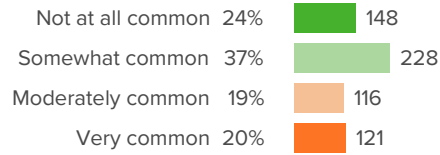
Q.9: How common are the following behaviors at this school? Lack of respect of staff by students



▼ 6 from last survey

Favorable: **43%**

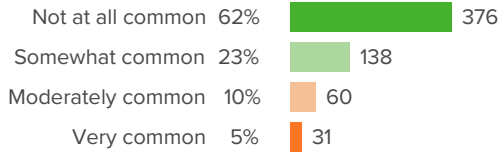
Q.10: How common are the following behaviors at this school? Cutting classes or being truant



▼ 5 from last survey

Favorable: **61%**

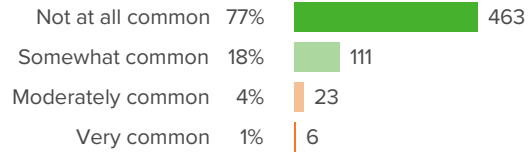
Q.11: How common are the following behaviors at this school? Gang-related activity



▼ 5 from last survey

Favorable: **85%**

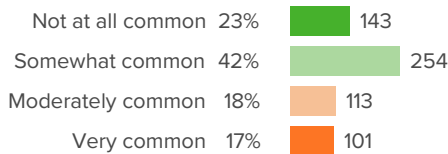
Q.12: How common are the following behaviors at this school? Weapons possession



▼ 1 from last survey

Favorable: **95%**

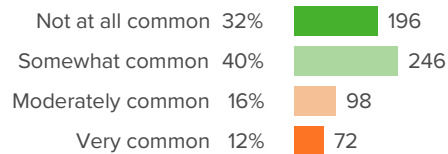
Q.13: How common are the following behaviors at this school? Vandalism (including graffiti)



▼ 21 from last survey

Favorable: **65%**

Q.14: How common are the following behaviors at this school? Theft



▼ 13 from last survey

Favorable: **72%**



Work Stress

Your average

58%

622 responses

Change

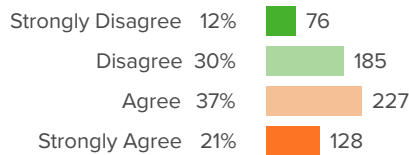
▼ 9

since last survey

District average: **63%** Washoe County School District

How did people respond?

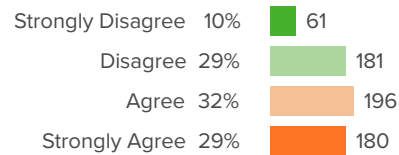
Q.1: I feel tense, restless, or anxious at work.



▼ 11 from last survey

Favorable: **42%**

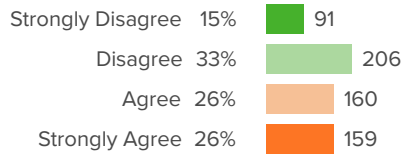
Q.2: I feel burnt out.



▼ 14 from last survey

Favorable: **39%**

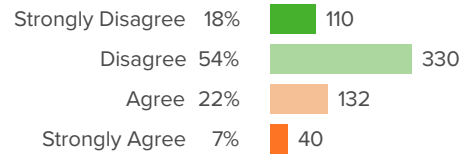
Q.3: With this work pace I don't think I'll make it to the retiring age.



▼ 10 from last survey

Favorable: **48%**

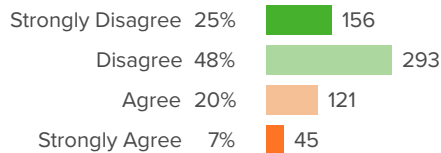
Q.4: I'm disappointed in our staff's ways of handling our shared affairs.



▼ 5 from last survey

Favorable: **72%**

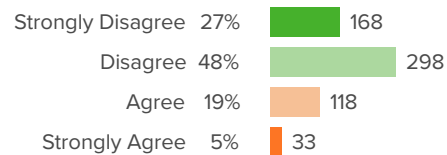
Q.5: I often feel like an outsider in my work community.



▼ 6 from last survey

Favorable: **73%**

Q.6: I often feel I have failed in my work with students.



▼ 7 from last survey

Favorable: **76%**

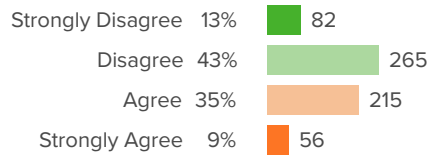


Middle Schools

Fall 2021 Staff Climate and Safety Survey (Fall 2021), WCSD School Climate and Safety Staff Survey



Q.7: Dealing with problem situations concerning students often upsets me.



▼ 9 from last survey

Favorable: **56%**